



FAR CHEMICAL INDUSTRIES LTD.

Corporate Office: House # 11 (Floor: 5-A), Road # 12, Block # F, Niketon Gulshan-1, Dhaka-1212, Bangladesh. **Tel:** 9858734, **Fax:** 88-02-9858735
E-mail: farchemicaltd@gmail.com, **Web:** www.farchemicalbd.com

April 30, 2022

The Chairman
Bangladesh Securities and Exchange Commission
Securities Commission Bhaban
Plot# E-6/C, Agargaon
Sher-e-Bangla Nagar
Dhaka-1207, Bangladesh.

Copy to:

- i) Managing Director, Dhaka Stock Exchange Ltd.
 - ii) Managing Director, Chittagong Stock Exchange Ltd.
- Dhaka Office:**
Eunoos Trade Center (Level -15), 52-53 Dilkusha C/A, Dhaka-1000.

Subject: Regarding submission of un- audited Financial Statements **(Q3)** of FAR
Chemical Industries Limited for the period from July 01, 2021 to March 31, 2022

Dear Sir,

Reference to the captioned subject, this is to inform you that we are submitting herewith un-audited Financial Statements for the period from July 01, 2021 to March 31, 2022 **(Q3)** of FAR Chemical Industries Ltd.

If you need any further information or query, please call us.

Thanking you.

Sincerely Yours,


ABM Golam Mostafa FCMA
Company Secretary


Encl: As stated above

FAR CHEMICAL INDUSTRIES LIMITED
Statement of Financial Position (Un-Audited)
As at March 31, 2022

Amount in Taka

Particulars	Notes	31-03-2022	30-06-2021
ASSETS			
Non-Current Assets			
Property, Plant & Equipment	4.00	2,886,155,877	2,323,259,450
Security Deposits	5.00	1,548,471	1,548,471
		2,887,704,348	2,324,807,921
Current Assets:			
Inventories	6.00	56,547	24,788,277
Trade Receivables	7.00	-	545,775,447
Advances, Deposits and Prepayments	8.00	29,174,255	59,399,046
STD Account (IPO)	9.00	-	2,945,000
STD Account (Dividend)	10.00	675,784	617,827
Cash and Cash Equivalents	11.00	255,626,054	248,901,502
		285,532,641	882,427,099
TOTAL ASSETS		3,173,236,989	3,207,235,020
EQUITY AND LIABILITES			
Shareholder's Equity			
Share Capital	12.00	2,180,934,230	2,180,934,230
Retained Earnings	13.00	714,748,870	808,776,253
		2,895,683,100	2,989,710,483
Non-Current Liabilities			
Lease Liablity	14.00	5,344,108	5,460,252
Deferred Tax Liability	15.00	-	-
		5,344,108	5,460,252
Current Liabilites			
Trade Payables	16.00	-	-
Short Term borrowings	17.00	260,846,167	195,734,277
Provision for Income tax	18.00	3,763,812	3,176,822
Refundable Deposit (IPO)	19.00	-	2,945,000
Dividend Payables	20.00	675,784	617,827
Creditors and Accurals	21.00	6,924,018	9,590,359
		272,209,781	212,064,285
TOTAL EQUITY AND LIABILITES		3,173,236,989	3,207,235,020
Net Asset Value Per Share	32.00	13.28	13.71


Chairman


S. Haque
Managing Director


M. Hasan
Director


Chief Financial Officer


Company Secretary

Place: Dhaka
Dated: April 30, 2022




FAR CHEMICAL INDUSTRIES LIMITED
Statement of Profit or Loss and other Comprehensive Income (Un-Audited)
For the period ended March 31, 2022

Amount in Taka

Particulars	Notes	Nine Months Ended		3rd Quarter Ended	
		July 01, 2021 to March 31, 2022	July 01, 2020 to March 31, 2021	January 01, 2022 to March 31, 2022	January 01, 2021 to March 31, 2021
Sales Revenue	22.00	34,872,966	486,106,006	-	172,720,818
Less: Cost of Goods Sold	23.00	92,213,494	479,690,652	33,067,276	171,442,684
Gross Profit		(57,340,528)	6,415,354	(33,067,276)	1,278,134
Operating Expenses					
Selling & Distribution	24.00	5,811,089	6,769,991	2,000,798	2,112,045
Administrative Expenses	25.00	7,369,617	5,356,526	3,604,214	1,654,214
Employee Welfare Expenses	26.00	410,098	401,072	139,141	124,568
		13,590,804	12,527,587	5,744,153	3,890,827
Profit from Operation		(70,931,333)	(6,112,233)	(38,811,429)	(2,612,693)
Less: Financial Expenses	27.00	396,488	394,532	134,503	128,842
Add: Foreign Exchange Gain/(Loss)	28.00	5,089	5,438	-	3,511
		(71,322,732)	(6,501,327)	(38,945,932)	(2,738,023)
Add: Other Income	29.00	2,868,503	10,458	2,864,562	3,647
Net profit before tax		(68,454,229)	(6,490,869)	(36,081,370)	(2,734,376)
Income Tax Expenses	30.00	3,763,812	1,895,659	859,369	728,890
Profit after tax		(72,218,040)	(8,386,528)	(36,940,738)	(3,463,266)
Basic Earnings Per Share (EPS)	31.00	(0.33)	(0.04)	(0.17)	(0.02)

* EPS calculated based on weighted average number of shares.



Chairman



Managing Director



Director



Chief Financial Officer



Company Secretary

Place: Dhaka
Dated: April 30, 2022



FAR CHEMICAL INDUSTRIES LIMITED
Statement of Cash Flows
For the period ended March 31,2022

Particulars	Amount in Taka	
	July 01, 2021 to March 31, 2022	July 01, 2020 to March 31, 2021
A. Cash Flows From Operating Activities:		
Receipt from customers	580,648,413	378,504,349
Receipt from other income	2,868,503	10,458
Payment for Cost of Expenses	(7,776,410)	(176,264,851)
Payment for Operating Expenses	(15,459,021)	(12,590,880)
Payment for employee welfare expenses	(410,098)	(401,072)
Net cash flows from Operating activities	559,871,386	189,258,004
B. Cash Flows From Investing Activities:		
Purchase of Fixed Assets	(595,963,705)	(156,578,437)
Increase / (Decrease) in STD Account (Dividend)	(57,957)	(3,846,256)
Net cash flows from investing activities	(596,021,662)	(160,424,693)
C. Cash Flows From Financing Activities:		
Increase / (Decrease) in Short term Borrowings	65,078,764	(33,126)
Payment for financial Expenses	(396,488)	(394,532)
Payment for cash dividend	(21,809,342)	(21,809,342)
Net Cash flows from financing activities	42,872,934	(22,237,000)
D. Increase/(Decrease) cash and cash equivalents (A+B+C)	6,722,658	6,596,311
E. Foreign Exchange Gain/(Loss)	1,896	1,697
F. Opening cash and cash equivalents	248,901,502	11,375,844
G. Closing cash and cash equivalents (D+ E+F)	255,626,054	17,973,852
Net Operating Cash Flows Per Share (NOCFPS)	2.57	0.87

Chairman

Chairman

S. Hasan

Managing Director

M. Hasan

Director

R. Ahmed

Chief Financial Officer

Company Secretary

Company Secretary

Place: Dhaka

Dated: April 30, 2022



